

Protocol

# Technologies for Innovative Monitoring to Reduce Blood Pressure and Change Lifestyle Using Mobile Phones in Adult and Elderly Populations (TIM Study): Protocol for a Randomized Controlled Trial

Sandra C Fuchs<sup>1</sup>, MD, PhD; Erno Harzheim<sup>2</sup>, MD, PhD; Cirano Iochpe<sup>3</sup>, PhD; Caroline N de David<sup>2</sup>, PhD; Marcelo R Gonçalves<sup>2,4</sup>, MD, PhD; Guilherme P Sesin<sup>2</sup>, PhD; Cassio M Costa<sup>5</sup>, MSc; Leila B Moreira<sup>1</sup>, MD, PhD; Flavio D Fuchs<sup>5</sup>, MD, PhD

<sup>1</sup>Postgraduate Studies Program in Cardiology, Hospital de Clinicas de Porto Alegre, School of Medicine, Universidade Federal do Rio Grande do Sul, Porto Alegre, Brazil

<sup>2</sup>Postgraduate Studies Program in Epidemiology, School of Medicine, Universidade Federal do Rio Grande do Sul, Porto Alegre, Brazil

<sup>3</sup>Informatics Institute, Universidade Federal do Rio Grande do Sul, Porto Alegre, Brazil

<sup>4</sup>TelessaúdeRS, School of Medicine, Universidade Federal do Rio Grande do Sul, Porto Alegre, Brazil

<sup>5</sup>Division of Cardiology, Hospital de Clinicas de Porto Alegre, Universidade Federal do Rio Grande do Sul, Porto Alegre, Brazil

**Corresponding Author:**

Sandra C Fuchs, MD, PhD

Postgraduate Studies Program in Cardiology, Hospital de Clinicas de Porto Alegre

School of Medicine

Universidade Federal do Rio Grande do Sul

Ramiro Barcelos 2350

Centro de Pesquisa Clínica, 5th Floor

Porto Alegre,

Brazil

Phone: 55 51 3359 7621

Fax: 55 51 3359 8420

Email: [sfuchs@hepa.edu.br](mailto:sfuchs@hepa.edu.br)

## Abstract

**Background:** Hypertension is a growing problem worldwide, markedly in low- and middle-income countries, where the rate of control slightly decreased. The overall prevalence of hypertension in Brazil is 28.7% among adult individuals and 68.9% in the population aged 60 years and older, and less than a third of patients have controlled blood pressure (BP). The use of technologies—mobile phones and the internet—to implement interventions to reduce blood pressure can minimize costs and diminish cardiovascular risk. Interventions through text messaging and electronic BP monitoring present divergent results.

**Objective:** This trial evaluates the effectiveness of interventions—personalized messages and telemonitoring of BP—to reduce systolic BP and improve lifestyle compared to the usual care of patients with hypertension (control group).

**Methods:** This factorial randomized controlled trial enrolls individuals aged 30 to 75 years who have a mobile phone and internet access with the diagnosis of hypertension under drug treatment with up to 2 medications and uncontrolled BP. Eligible participants should have both increased office BP and 24-hour BP with ambulatory BP monitoring. Participants with severe hypertension (systolic BP  $\geq 180$  or diastolic BP  $\geq 110$  mm Hg), life threatening conditions, low life expectancy, recent major cardiovascular event (last 6 months), other indications for the use of antihypertensive medication, diagnosis of secondary hypertension, pregnant or lactating women, or those unable to understand the interventions are excluded. Participants are randomly allocated to 1 of 4 experimental arms: (1) Telemonitoring of blood pressure (TELEM) group: receives an automatic oscillometric device to measure BP, (2) telemonitoring by text message (TELEMEV) group: receives personalized, standardized text messages to stimulate lifestyle changes and adhere with BP-lowering medication, (3) TELEM-TELEMEV group: receives both interventions, and (4) control group: receives usual clinical treatment (UCT). Data collection is performed in a clinical research center located in a referent hospital. The primary outcomes are reduction of systolic BP assessed by 24-hour ambulatory BP monitoring (primary outcome)

and change of lifestyle (based on dietary approaches to stop hypertension (DASH)-type diet, sodium restriction, weight loss or control, increase of physical activity).

**Results:** This study was funded by two Brazilian agencies: the National Council for Scientific and Technological Development and Fundação de Amparo à Pesquisa do Estado do Rio Grande do Sul. Enrollment was completed at the end of 2017 (N=231), the follow-up is ongoing, and data analysis is expected to begin in early 2019. A reduction of 24-hour systolic BP of approximately 8.8 [SD 13.1] mm Hg for participants in the BP monitoring group versus 3.4 [SD 11.6] mm Hg in the UCT group is expected. A similar reduction in the text messaging group is expected.

**Conclusions:** The use of mobile technologies connected to the internet through mobile phones promotes time optimization, cost reduction, and better use of public health resources. However, it has not been established whether simple interventions such as text messaging are superior to electronic BP monitoring and whether both outperform conventional counseling.

**Trial Registration:** ClinicalTrials.gov NCT03005470; <https://clinicaltrials.gov/ct2/show/NCT03005470> (Archived by WebCite at <http://www.webcitation.org/70AoANESu>). Plataforma Brasil CAAE 31423214.0.0000.5327.

**Registered Report Identifier:** RR1-10.2196/9619

(*JMIR Res Protoc* 2018;7(8):e169) doi:[10.2196/resprot.9619](https://doi.org/10.2196/resprot.9619)

## KEYWORDS

blood pressure; blood pressure monitoring; hypertension; weight; diet; sodium; physical activity; randomized controlled trial; text messages

## Introduction

Hypertension is a growing problem worldwide, markedly in low- and middle-income countries where increased prevalence was not followed up by higher awareness and control rates [1]. The overall prevalence of hypertension in Brazil is 28.7% (95% CI 26.2% to 31.4%) among adults [2] and 68.9% (95% CI 64.1% to 73.3%) in the population aged 60 years and older [3], and less than a third of patients have controlled blood pressure (BP). Low- and middle-income countries may even be facing a persistent increase of individuals with high BP in the next decade [1,4]. Successful attempts have been shown to increase BP control [5,6] but have not been implemented in clinical practice.

In recent years, the spectrum of interventions to increase hypertension control and reduce cardiovascular risk factors has widened as researchers seek alternatives that do not overburden the public health system [7]. The use of technologies using mobile phones and the internet to implement interventions can improve BP control, minimize health care resource use and costs [8], and reduce cardiovascular risk [7,9]. However, the effectiveness of these approaches depends on patient adherence to both types of interventions—behavioral and pharmacological [10]. Several randomized controlled trials (RCTs) have evaluated nonpharmacological interventions to reduce BP [5,6,11] and, in some studies, stimuli for lifestyle changes [12-14]. Text messaging interventions implemented in individuals with hypertension showed a small impact on BP compared to usual care [15]. In addition, similar levels of BP control have been observed with electronic monitoring and usual care [16]. Meaningful reductions in BP were observed with interventions involving frequent visits to a family doctor and adjustments of the therapeutic regimen [17], home BP monitoring [5], and home BP monitoring combined with medication titration, education, or lifestyle counseling [11]. Individuals with coronary

heart disease undergoing an intervention based only on text messaging to improve lifestyle had a significant reduction of cardiovascular risk factors [18]; no clear-cut results were observed with an intervention based on text messages to improve medication adherence [19].

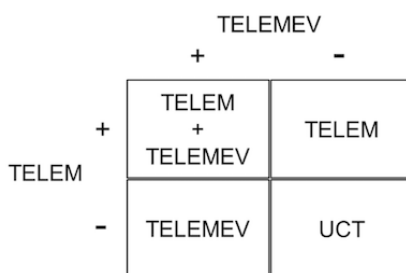
Innovative technologies can be used to achieve BP reduction, but it remains unknown if interventions should be focused only on hypertension control or should address lifestyle as well. Therefore, the purpose of this study is to compare the effectiveness of 3 strategies to reduce systolic BP assessed by ambulatory BP monitoring and improve lifestyle in comparison to the usual care of patients with hypertension (usual clinical treatment [UCT], control group). Our hypothesis is that participants assigned to active interventions will achieve greater BP reduction than those in the control group. The intervention by text messaging (TELEMEV) is a stimulus for adoption of a healthy lifestyle that may reduce BP, while telemonitoring of BP (TELEM) can enhance adherence to antihypertensive medication and stimulate healthy lifestyle. In addition, we hypothesized that participants who receive the combined intervention (TELEM+TELEMEV) will obtain greater reduction in BP than those submitted to individual interventions.

## Methods

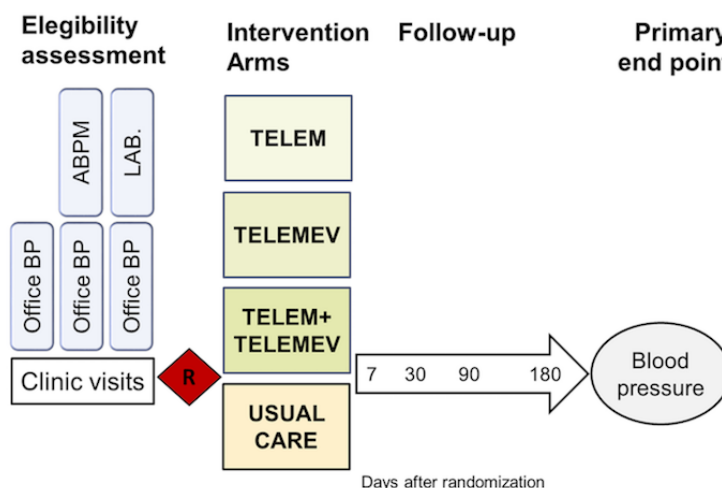
### Study Design

This is a factorial RCT (Figure 1) of effectiveness of the use of technologies—mobile phones and BP monitoring—to reduce systolic BP and change lifestyle. Figure 2 shows that participants are randomly allocated to 1 of 4 groups: telemonitoring BP (TELEM), telemonitoring messages (TELEMEV), telemonitoring BP plus telemonitoring messages (TELEM+TELEMEV), or UCT, with an allocation ratio of 1:1:2:1.

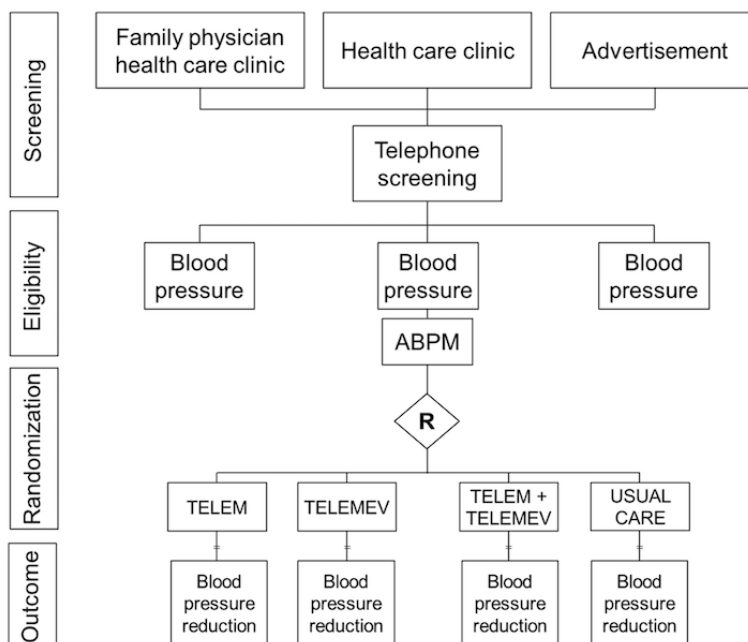
**Figure 1.** Factorial design of the trial showing the groups. TELEM: telemonitoring of blood pressure; TELEMEV: telemonitoring by text message; UCT: usual clinical treatment.



**Figure 2.** Overall design of the trial. ABPM: Ambulatory Blood Pressure Monitoring; BP: blood pressure; TELEM: telemonitoring of blood pressure; TELEMEV: telemonitoring by text message.



**Figure 3.** Study flowchart. usual clinical treatment. TELEM: telemonitoring of blood pressure; TELEMEV: telemonitoring by text message.



**Study Participants**

Participants are recruited from primary care clinics face to face or by phone call to screen for eligibility or online advertisement. Figure 3 shows the screening of potential participants performed in 2 clinics, a Family Health Strategy and a Basic Health Care Unit. Eligible participants must be aged 30 to 75 years, have

hypertension, be undergoing treatment with up to 2 medications for lowering BP, and possess a mobile phone with internet access.

The choice of antihypertensive medications is made prior to the trial at the discretion of the attending physician, and no titration of medications is made during the trial. Office standardized BP

measurement is evaluated 4 times at the screening visit and 3 times in each eligibility visit. The first BP measurements are discarded, and an average systolic BP of  $\geq 135$  or diastolic BP of  $\geq 85$  mm Hg is required to be eligible, as well as systolic BP of  $\geq 130$  or diastolic BP  $\geq 80$  mm Hg in 24-hour ambulatory BP monitoring.

Participants with severe hypertension (systolic BP of  $\geq 180$  or diastolic BP of  $\geq 110$  mm Hg), life-threatening conditions, low life expectancy, other indications for antihypertensive medication, major cardiovascular event (acute myocardial infarction, stroke) in the last 6 months, diagnosis of secondary hypertension, participants from another RCT in the last 6 months, pregnant or lactating women, or those unable to understand the interventions are excluded. Data collection is performed at a clinical research center, Hospital de Clinicas de Porto Alegre, in southern Brazil. Automated office BP is also performed 6 times at each eligibility visit [20].

### Interventions

Participants in the 4 groups receive an illustrated booklet with recommendations for a healthy lifestyle and are required to adhere to the BP-lowering medications. In addition, participants who receive the active interventions are scheduled for an individual personalized session in which the booklet information is explained and specific recommendations are highlighted. The 4 arms are as follows:

- **TELEM** group: participants receive an automatic oscillometric device to measure BP 5 days a week and at least 1 day on the weekend. Participants are trained to use the monitor and instructed to perform 4 measurements per day (2 in the morning and 2 in the evening) using a standardized technique. Measurements are captured from the BP monitor by software developed for the study that also sends the BP measurements to the study coordination center. The software is adapted according to the participant's mobile phone brand and iOS or Android version. After BP measurements are sent to the data center, participants receive a prompt on the mobile phone with information about the value. At the end of the trial, participants will return the BP monitor.
- **TELEMEV** group: participants receive personalized, standardized text messages to stimulate lifestyle changes and adhere to BP-lowering medication. Messages focus on the adoption of dietary approaches to stop hypertension (DASH)-type diet, sodium restriction, reduction of alcohol intake, increase of physical activity, weight loss or control, and daily intake of BP-lowering medications. These messages are sent to mobile phones on 4 random business days at random business hours using software developed for the study. There is no contact other than the messages

on the mobile phone. At the end of the trial, participants have no further access to the messages.

- **TELEM-TELEMEV** group: participants receive both interventions, telemonitoring of BP plus telemonitoring messages, as previously described.
- **UCT**: participants of the control group start the trial already on antihypertensive treatment, chosen at the discretion of the attending physician. At randomization, they receive a brief counseling about healthy lifestyle choices using the information in the booklet. Participants will not receive any technological tools to stimulate BP control or lifestyle modification.

### Outcomes and Their Assessment

Primary outcome is 24-hour systolic BP measured using ambulatory BP monitoring with the Ambulo ABP 2400 (Mortara Instrument) or Spacelabs 90207 (Spacelabs Healthcare) programmed to take measurements every 15 minutes from 0700 to 2300 hours and every 20 min from 2300 to 0700 hours. Office BP is assessed using an automatic oscillometric device (Omron HBP-1100 or HEM-705 CPN, Omron Healthcare Inc), and the average of 4 out of 6 measurements is used. Table 1 shows primary and secondary outcomes and their operational definitions.

### Randomization and Allocation Concealment

A computer-generated sequence was created in the random allocation software [22], which is used to randomly assign participants to 1 of 4 groups using permuted random block sizes of 4 and 8. The randomization sequence was generated prior to the trial initiation and is kept in the Research Electronic Data Capture software, which releases the allocated group only after completion of the enrollment. Just after completion of the enrollment of a participant, the randomized group is released, preventing the research team from anticipating to which arm the next participant will be allocated. Follow-up visits are scheduled for 7, 30, 90, and 180 days from randomization. At the 7-day visit, participants in the intervention groups can address any problems with image capture or text messages. The protocol was registered in the Plataforma Brasil (CAAE: 31423214000005327), a condition to be submitted to the Ethics Committee. It was approved by the Ethics Committee of the Hospital de Clinicas de Porto Alegre (GPPG number 16-0187), which is accredited by the Office of Human Research Protections as an institutional review board. After the institutional approval, the protocol was registered with ClinicalTrials.gov [NCT03005470]. A written informed consent is obtained from all participants according to the principles expressed in the Declaration of Helsinki. Potentially eligible participants will be evaluated in 3 consecutive clinical visits, held in the morning, in order to confirm eligibility criteria.

**Table 1.** Description of clinical and laboratory outcomes and their definitions.

Outcomes and definitions <sup>a</sup>	Primary outcome	Secondary outcomes
<b>Blood pressure</b>		
Reduction in 24-hour systolic blood pressure in ambulatory blood pressure monitoring	X	
Reduction in 24-hour diastolic blood pressure in ambulatory blood pressure monitoring		X
Reduction in daytime systolic blood pressure		X
Reduction in nighttime systolic blood pressure		X
Office BP control (<130/80 mm Hg) [21]		X
<b>Sodium restriction</b>		
Reduction in sodium urinary excretion (urinary spot)		X
<b>Healthy diet</b>		
Increase in reported dietary intake (24-hour recall of food groups)		X
<b>Alcohol intake</b>		
Reduction of reported intake (grams of ethanol per day)		X
<b>Physical activity</b>		
Increase in average steps taken during 7 days (pedometer counting)		X
<b>Weight loss</b>		
Reduction of at least 3 kg and average reduction		X

<sup>a</sup>Reduction or increase is calculated based on baseline and end of trial assessments.

**Table 2.** Sample size calculations based on a previous trial [5] and additional simulations maintaining constant 80% power and 95% confidence interval.

Intervention-to-control ratio	Average reduction in the intervention group, mm Hg (SD)	Average reduction in the control group, mm Hg (SD)	Calculated sample size per group	Total sample size
1:1:1:1	8.8 (13.1)	3.4 (11.6)	31	124
1:1:1:1	7.8 (13.1)	3.4 (11.6)	39	156
1:1:1:1	6.8 (13.1)	3.4 (11.6)	51	204
1:1:1:2	8.8 (13.1)	3.4 (11.6)	44/22	132
1:1:1:2	7.8 (13.1)	3.4 (11.6)	56/28	168
1:1:1:2	6.8 (13.1)	3.4 (11.6)	74/37	222

## Assessments During the Trial

The presence of risk factors associated with raised BP and cardiovascular risk are determined using standardized questionnaires in face-to-face interviews performed by staff members with undergraduate degrees in nutrition, biomedicine, or biology. Evaluations are performed at the beginning and end of the study using standardized interviews on prior morbidity, drug use, eating habits, and lifestyle. At the clinic, measurements are taken of weight; height; waist, hip, and neck circumferences; estimated body composition (bioelectrical impedance analysis); electrocardiography; retinography; and laboratory evaluation of cholesterol and fractions, triglycerides, fasting glucose, glycated hemoglobin A<sub>1c</sub>, creatinine, potassium, C-reactive protein, and urinary sodium. At home, measurements are taken of capillary glucose (before breakfast and dinner for 3 days; Accu-Chek glucose meter, Roche Diabetes Care Inc) and step count (Omron HJ-112 digital pocket pedometer, Omron Healthcare Inc) during the waking hours for 7 days. Participants have BP recorded in the office using an automatic oscillometric

device and at home using a Spacelabs 90207 monitor (Spacelabs Healthcare).

In addition, participants are instructed not to change doses or type of antihypertensive medication during the trial.

## Sample Size Calculation and Statistical Analysis

The sample size calculation is based on results from a prior RCT with a factorial design [5]. Table 2 shows simulations for sample size calculations maintaining constant 80% power and 95% confidence interval. The largest sample size was obtained for a BP reduction of 6.8 [SD 13.1] mm Hg on 24-hour systolic BP in the intervention group compared to 3.4 [SD 11.6] mm Hg in the usual care treatment. Therefore, a sample of at least 222 participants is necessary to test our hypothesis.

Trial results will be analyzed using the intention-to-treat approach. The effectiveness of the active interventions will be tested in comparison to the control group. A pooled analysis of the differences between the active interventions versus control will be performed if there is no interaction. For continuous

variables, the assumptions to use *t* tests will be verified using the Shapiro-Wilks test (for normal distribution) and the Levene test (for homogeneity of variance), and equal variances are assumed. Therefore, baseline characteristics will be analyzed using the *t* test for independent samples and chi-square test for categorical variables. Generalized estimating equations models will be used to analyze the group, time, and time × group differences. The relative risk will be used to determine the corresponding relative risk reduction.  $P < .05$  will be considered statistically significant, and  $.05 < P < .15$  will be considered a trend toward association.

## Results

This RCT was funded by two Brazilian agencies, and the results can be used to redefine public health policies. Data collection is ongoing and results are expected in early 2019. A 24-hour reduction in systolic BP of approximately 8.8 mm Hg is anticipated for participants in the electronic BP monitoring group with a similar effect in the text messaging group, against 3.4 mm Hg reduction in the usual care group. This reduction is clinically relevant and capable of impacting cardiovascular mortality. The two active interventions (TELEM and TELEM EV) are likely to provide equivalent benefits and, in this scenario, would be favorable to usual care in the public health system. Text messages seem to be more easily implemented at a lower cost.

## Acknowledgments

This work is supported by grants from the National Council for Scientific and Technological Development (CNPq; Ref: 457469/2013-7), Fundação de Amparo à Pesquisa do Estado do Rio Grande do Sul (Ref: 2274-2551/14-9), Funding of Incentive to Research, Hospital de Clínicas de Porto Alegre, and fellowships from the Coordination for the Improvement of Higher Education Personnel (CNPq, GPS) and CNPq (SCF, FDF). We would like to thank Igor Guazzelli Costa da Costa and Thales Alcantara Rocha, computer science undergraduate students, for their assistance.

## Authors' Contributions

SCF, EH, CNdD, LBM, MRG, and FDF conceived and designed the experiment. CNdD, GPS, CMC, FDF, and SCF performed the experiment. SCF, EH, CNdD, LBM, and FDF analyzed the data. SCF, GPS, MRG, CMC, LBM, and FDF wrote the paper.

## Conflicts of Interest

None declared.

## References

1. Mills KT, Bundy JD, Kelly TN, Reed JE, Kearney PM, Reynolds K, et al. Global disparities of hypertension prevalence and control: a systematic analysis of population-based studies from 90 countries. *Circulation* 2016 Aug 09;134(6):441-450 [FREE Full text] [doi: [10.1161/CIRCULATIONAHA.115.018912](https://doi.org/10.1161/CIRCULATIONAHA.115.018912)] [Medline: [27502908](https://pubmed.ncbi.nlm.nih.gov/27502908/)]
2. Picon RV, Fuchs FD, Moreira LB, Riegel G, Fuchs SC. Trends in prevalence of hypertension in Brazil: a systematic review with meta-analysis. *PLoS One* 2012;7(10):e48255 [FREE Full text] [doi: [10.1371/journal.pone.0048255](https://doi.org/10.1371/journal.pone.0048255)] [Medline: [23118964](https://pubmed.ncbi.nlm.nih.gov/23118964/)]
3. Picon RV, Fuchs FD, Moreira LB, Fuchs SC. Prevalence of hypertension among elderly persons in urban Brazil: a systematic review with meta-analysis. *Am J Hypertens* 2013 Apr;26(4):541-548. [doi: [10.1093/ajh/hps076](https://doi.org/10.1093/ajh/hps076)] [Medline: [23467209](https://pubmed.ncbi.nlm.nih.gov/23467209/)]
4. Zhou B, Bentham J, Di Cesare M, Bixby H, Danaei G, Cowan M, et al. Worldwide trends in blood pressure from 1975 to 2015: a pooled analysis of 1479 population-based measurement studies with 19·1 million participants. *Lancet* 2017;389:37-55. [doi: [10.1016/S0140-6736\(16\)31919-5](https://doi.org/10.1016/S0140-6736(16)31919-5)] [Medline: [27863813](https://pubmed.ncbi.nlm.nih.gov/27863813/)]

## Discussion

### Lowering Blood Pressure

Hypertension is an inexorable and progressive condition that has deleterious effects on the heart, brain, and vascular system. Reducing BP and increasing control of hypertension are the main targets of interventions. However, if possible, the best intervention should be that which doesn't require additional BP-lowering medications. Thus, any intervention capable of lowering BP or increasing BP control and, at the same time, attenuating other cardiovascular risk factors could represent an advantageous step in treatment.

This trial is the first to comprehensively compare two strategies for reducing BP and risk factors in cardiovascular disease. Results from previous trials have indicated the potential beneficial impact of self-monitoring programs [23], home blood pressure monitoring [5], and text messages [24], but these interventions have not been compared or assessed regarding other cardiovascular risk factors. The sample size, although larger than other trials, might be a limitation to test the secondary hypothesis.

### Conclusions

The evaluation of different health interventions allows us to select the most effective and lowest cost treatment to implement in clinical practice.

5. Fuchs SC, Ferreira-da-Silva AL, Moreira LB, Neyeloff JL, Fuchs FC, Gus M, et al. Efficacy of isolated home blood pressure monitoring for blood pressure control: randomized controlled trial with ambulatory blood pressure monitoring—MONITOR study. *J Hypertens* 2012 Jan;30(1):75-80. [doi: [10.1097/HJH.0b013e32834e5a4f](https://doi.org/10.1097/HJH.0b013e32834e5a4f)] [Medline: [22134392](https://pubmed.ncbi.nlm.nih.gov/22134392/)]
6. de Castro M, Fuchs FD, Santos MC, Maximiliano P, Gus M, Moreira LB, et al. Pharmaceutical care program for patients with uncontrolled hypertension. Report of a double-blind clinical trial with ambulatory blood pressure monitoring. *Am J Hypertens* 2006 May;19(5):528-533. [doi: [10.1016/j.amjhyper.2005.11.009](https://doi.org/10.1016/j.amjhyper.2005.11.009)] [Medline: [16647628](https://pubmed.ncbi.nlm.nih.gov/16647628/)]
7. Piette JD, List J, Rana GK, Townsend W, Striplin D, Heisler M. Mobile health devices as tools for worldwide cardiovascular risk reduction and disease management. *Circulation* 2015 Nov 24;132(21):2012-2027 [FREE Full text] [doi: [10.1161/CIRCULATIONAHA.114.008723](https://doi.org/10.1161/CIRCULATIONAHA.114.008723)] [Medline: [26596977](https://pubmed.ncbi.nlm.nih.gov/26596977/)]
8. Omboni S, Gazzola T, Carabelli G, Parati G. Clinical usefulness and cost effectiveness of home blood pressure telemonitoring: meta-analysis of randomized controlled studies. *J Hypertens* 2013 Mar;31(3):455-467. [doi: [10.1097/HJH.0b013e32835ca8dd](https://doi.org/10.1097/HJH.0b013e32835ca8dd)] [Medline: [23299557](https://pubmed.ncbi.nlm.nih.gov/23299557/)]
9. Posadzki P, Mastellos N, Ryan R, Gunn LH, Felix LM, Pappas Y, et al. Automated telephone communication systems for preventive healthcare and management of long-term conditions. *Cochrane Database Syst Rev* 2016 Dec 14;12:CD009921. [doi: [10.1002/14651858.CD009921.pub2](https://doi.org/10.1002/14651858.CD009921.pub2)] [Medline: [27960229](https://pubmed.ncbi.nlm.nih.gov/27960229/)]
10. Abraham I, Van Camp Y, Villa L, Denhaerynck K, Sun D, Vancayzeele S, et al. Hierarchical modeling of patient and physician determinants of blood pressure outcomes in adherent vs nonadherent hypertensive patients: pooled analysis of 6 studies with 14,646 evaluable patients. *J Clin Hypertens (Greenwich)* 2013 Sep;15(9):663-673 [FREE Full text] [doi: [10.1111/jch.12163](https://doi.org/10.1111/jch.12163)] [Medline: [24034660](https://pubmed.ncbi.nlm.nih.gov/24034660/)]
11. Tucker KL, Sheppard JP, Stevens R, Bosworth HB, Bove A, Bray EP, et al. Self-monitoring of blood pressure in hypertension: a systematic review and individual patient data meta-analysis. *PLoS Med* 2017 Sep;14(9):e1002389 [FREE Full text] [doi: [10.1371/journal.pmed.1002389](https://doi.org/10.1371/journal.pmed.1002389)] [Medline: [28926573](https://pubmed.ncbi.nlm.nih.gov/28926573/)]
12. Margolis KL, Asche SE, Bergdall AR, Dehmer SP, Groen SE, Kadrmaz HM, et al. Effect of home blood pressure telemonitoring and pharmacist management on blood pressure control: a cluster randomized clinical trial. *JAMA* 2013 Jul 03;310(1):46-56 [FREE Full text] [doi: [10.1001/jama.2013.6549](https://doi.org/10.1001/jama.2013.6549)] [Medline: [23821088](https://pubmed.ncbi.nlm.nih.gov/23821088/)]
13. McKinstry B, Hanley J, Wild S, Pagliari C, Paterson M, Lewis S, et al. Telemonitoring based service redesign for the management of uncontrolled hypertension: multicentre randomised controlled trial. *BMJ* 2013 May 24;346:f3030 [FREE Full text] [Medline: [23709583](https://pubmed.ncbi.nlm.nih.gov/23709583/)]
14. Ralston JD, Cook AJ, Anderson ML, Catz SL, Fishman PA, Carlson J, et al. Home blood pressure monitoring, secure electronic messaging and medication intensification for improving hypertension control: a mediation analysis. *Appl Clin Inform* 2014;5(1):232-248 [FREE Full text] [doi: [10.4338/ACI-2013-10-RA-0079](https://doi.org/10.4338/ACI-2013-10-RA-0079)] [Medline: [24734136](https://pubmed.ncbi.nlm.nih.gov/24734136/)]
15. Bobrow K, Farmer AJ, Springer D, Shanyinde M, Yu L, Brennan T, et al. Mobile phone text messages to support treatment adherence in adults with high blood pressure (SMS-Text Adherence Support [StAR]): a single-blind, randomized trial. *Circulation* 2016 Feb 09;133(6):592-600 [FREE Full text] [doi: [10.1161/CIRCULATIONAHA.115.017530](https://doi.org/10.1161/CIRCULATIONAHA.115.017530)] [Medline: [26769742](https://pubmed.ncbi.nlm.nih.gov/26769742/)]
16. Wetzels GEC, Nelemans PJ, Schouten JSAG, Dirksen CD, van der Weijden T, Stoffers HEJH, et al. Electronic monitoring of adherence as a tool to improve blood pressure control. A randomized controlled trial. *Am J Hypertens* 2007 Feb;20(2):119-125. [doi: [10.1016/j.amjhyper.2006.07.018](https://doi.org/10.1016/j.amjhyper.2006.07.018)] [Medline: [17261454](https://pubmed.ncbi.nlm.nih.gov/17261454/)]
17. Godwin M, Birtwhistle R, Seguin R, Lam M, Casson I, Delva D, et al. Effectiveness of a protocol-based strategy for achieving better blood pressure control in general practice. *Fam Pract* 2010 Feb;27(1):55-61. [doi: [10.1093/fampra/cmp075](https://doi.org/10.1093/fampra/cmp075)] [Medline: [19887462](https://pubmed.ncbi.nlm.nih.gov/19887462/)]
18. Chow CK, Redfern J, Hillis GS, Thakkar J, Santo K, Hackett ML, et al. Effect of lifestyle-focused text messaging on risk factor modification in patients with coronary heart disease: a randomized clinical trial. *JAMA* 2015;314(12):1255-1263. [doi: [10.1001/jama.2015.10945](https://doi.org/10.1001/jama.2015.10945)] [Medline: [26393848](https://pubmed.ncbi.nlm.nih.gov/26393848/)]
19. Adler AJ, Martin N, Mariani J, Tajer CD, Owolabi OO, Free C, et al. Mobile phone text messaging to improve medication adherence in secondary prevention of cardiovascular disease. *Cochrane Database Syst Rev* 2017 Apr 29;4:CD011851. [doi: [10.1002/14651858.CD011851.pub2](https://doi.org/10.1002/14651858.CD011851.pub2)] [Medline: [28455948](https://pubmed.ncbi.nlm.nih.gov/28455948/)]
20. Myers MG, Godwin M. Automated office blood pressure. *Can J Cardiol* 2012 May;28(3):341-346. [doi: [10.1016/j.cjca.2011.09.004](https://doi.org/10.1016/j.cjca.2011.09.004)] [Medline: [22265230](https://pubmed.ncbi.nlm.nih.gov/22265230/)]
21. Whelton PK, Carey RM, Aronow WS, Casey DE, Collins KJ, Dennison HC, et al. 2017 ACC/AHA/AAPA/ABC/ACPM/AGS/APhA/ASH/ASPC/NMA/PCNA guideline for the prevention, detection, evaluation, and management of high blood pressure in adults: a report of the American College of Cardiology/American Heart Association Task Force on Clinical Practice Guidelines. *Hypertension* 2018 Jun;71(6):e13-e115. [doi: [10.1161/HYP.0000000000000065](https://doi.org/10.1161/HYP.0000000000000065)] [Medline: [29133356](https://pubmed.ncbi.nlm.nih.gov/29133356/)]
22. Saghaei M. Random allocation software for parallel group randomized trials. *BMC Med Res Methodol* 2004 Nov 09;4:26 [FREE Full text] [doi: [10.1186/1471-2288-4-26](https://doi.org/10.1186/1471-2288-4-26)] [Medline: [15535880](https://pubmed.ncbi.nlm.nih.gov/15535880/)]
23. Kim JY, Wineinger NE, Taitel M, Radin JM, Akinbosoye O, Jiang J, et al. Self-monitoring utilization patterns among individuals in an incentivized program for healthy behaviors. *J Med Internet Res* 2016 Nov 17;18(11):e292 [FREE Full text] [doi: [10.2196/jmir.6371](https://doi.org/10.2196/jmir.6371)] [Medline: [27856407](https://pubmed.ncbi.nlm.nih.gov/27856407/)]

24. Frederix I, Hansen D, Coninx K, Vandervoort P, Vandijck D, Hens N, et al. Medium-term effectiveness of a comprehensive internet-based and patient-specific telerehabilitation program with text messaging support for cardiac patients: randomized controlled trial. *J Med Internet Res* 2015 Jul 23;17(7):e185 [FREE Full text] [doi: [10.2196/jmir.4799](https://doi.org/10.2196/jmir.4799)] [Medline: [26206311](https://pubmed.ncbi.nlm.nih.gov/26206311/)]

## Abbreviations

**BP:** blood pressure

**CNPq:** National Council for Scientific and Technological Development

**RCT:** randomized controlled trial

**TELEM:** telemonitoring of blood pressure

**TELEMEV:** telemonitoring by text message

**UCT:** usual clinical treatment

*Edited by G Eysenbach; submitted 11.12.17; peer-reviewed by S Omboni, B McKinstry; comments to author 25.01.18; revised version received 12.04.18; accepted 22.04.18; published 07.08.18*

*Please cite as:*

*Fuchs SC, Harzheim E, Iochpe C, David CND, Gonçalves MR, Sesin GP, Costa CM, Moreira LB, Fuchs FD  
Technologies for Innovative Monitoring to Reduce Blood Pressure and Change Lifestyle Using Mobile Phones in Adult and Elderly  
Populations (TIM Study): Protocol for a Randomized Controlled Trial  
JMIR Res Protoc 2018;7(8):e169*

*URL: <http://www.researchprotocols.org/2018/8/e169/>*

*doi: [10.2196/resprot.9619](https://doi.org/10.2196/resprot.9619)*

*PMID: [30087093](https://pubmed.ncbi.nlm.nih.gov/30087093/)*

©Sandra C Fuchs, Erno Harzheim, Cirano Iochpe, Caroline N de David, Marcelo R Gonçalves, Guilherme P Sesin, Cassio M Costa, Leila B Moreira, Flavio D Fuchs. Originally published in JMIR Research Protocols (<http://www.researchprotocols.org>), 07.08.2018. This is an open-access article distributed under the terms of the Creative Commons Attribution License (<https://creativecommons.org/licenses/by/4.0/>), which permits unrestricted use, distribution, and reproduction in any medium, provided the original work, first published in JMIR Research Protocols, is properly cited. The complete bibliographic information, a link to the original publication on <http://www.researchprotocols.org>, as well as this copyright and license information must be included.